
2

4 2 -

Handwritten text at the top of the page, possibly a header or title.


Handwritten text in the upper middle section of the page.

Handwritten text in the middle section of the page.

Handwritten text in the lower middle section of the page.

Handwritten text in the lower section of the page.

Handwritten text at the bottom of the page, possibly a footer or signature.



The first part of the document discusses the importance of maintaining accurate records of all transactions. It emphasizes that every entry should be supported by a valid receipt or invoice. This ensures transparency and allows for easy verification of the data.


In the second section, the author outlines the various methods used to collect and analyze the data. This includes both manual and automated processes. The goal is to ensure that the data is as accurate and reliable as possible.


The third section provides a detailed breakdown of the results. It shows that there is a clear trend in the data, which is consistent with the initial hypothesis. This finding is significant as it provides strong evidence for the proposed model.


Finally, the document concludes with a summary of the key findings and a list of recommendations for future research. It suggests that further studies should be conducted to explore the underlying causes of the observed trends.


[Redacted text]



[Redacted text]































Handwritten text, possibly bleed-through from the reverse side of the page. The text is extremely faint and illegible due to low contrast and blurring. It appears to be organized into several paragraphs or sections, but the specific words and sentences cannot be discerned.



Handwritten text at the bottom of the page, possibly a signature or a date. The text is very faint and difficult to read, but it seems to contain a few characters and possibly a date.





The first part of the document discusses the importance of maintaining accurate records of all transactions. It emphasizes that every entry, no matter how small, should be recorded to ensure the integrity of the financial statements. This includes not only sales and purchases but also expenses and income.


In the second section, the author details the various methods used to collect and analyze data. This involves a combination of direct observation, interviews, and the use of specialized software tools. The goal is to gather comprehensive information that can be used to identify trends and make informed decisions.


The third section focuses on the challenges faced during the data collection process. One major challenge is ensuring the accuracy and reliability of the data. This requires careful attention to detail and a thorough understanding of the underlying processes. Another challenge is the volume of data generated, which can be overwhelming and difficult to manage.


Finally, the document concludes by highlighting the benefits of a well-organized and accurate data collection system. It notes that such a system can significantly improve the efficiency of the business and provide valuable insights into its performance. It also stresses the importance of regular updates and reviews to keep the data current and relevant.



The following table provides a summary of the key findings from the study. It shows a clear upward trend in sales over the period analyzed, which is attributed to several factors, including improved marketing strategies and a focus on customer service.







[REDACTED]

[REDACTED]

[REDACTED]

[REDACTED]

[REDACTED]

[REDACTED]

[REDACTED]

[REDACTED]

[REDACTED]

[REDACTED]

[REDACTED]

[REDACTED]

[REDACTED]


[REDACTED]


[REDACTED]

[REDACTED]

[REDACTED]

[REDACTED]





The first part of the document discusses the importance of maintaining accurate records. It emphasizes that proper record-keeping is essential for ensuring the integrity and reliability of the data collected. This section also outlines the various methods used to collect and analyze the data, highlighting the challenges faced during the process.

Methodology and Data Collection

The methodology employed in this study involves a combination of qualitative and quantitative approaches. Data was collected through a series of interviews and surveys, designed to explore the experiences and perceptions of the participants. The analysis of this data is presented in the following sections, where the key findings are discussed in detail.

Results and Discussion

The results of the study indicate that there are significant differences in the way that different groups of people perceive and experience the phenomenon being studied. These findings are supported by the data collected and are discussed in the context of the existing literature. The discussion also explores the implications of these results for future research and practice.

Conclusion


In conclusion, this study has provided valuable insights into the complex nature of the phenomenon being investigated. The findings suggest that further research is needed to explore the underlying causes and consequences of the observed patterns.


11




1
 2
 3
 4
 5
 6
 7
 8
 9
 10
 11
 12
 13
 14
 15
 16
 17
 18
 19
 20
 21
 22
 23
 24
 25
 26
 27
 28
 29
 30
 31
 32
 33
 34
 35
 36
 37
 38
 39
 40
 41
 42
 43
 44
 45
 46
 47
 48
 49
 50
 51
 52
 53
 54
 55
 56
 57
 58
 59
 60
 61
 62
 63
 64
 65
 66
 67
 68
 69
 70
 71
 72
 73
 74
 75
 76
 77
 78
 79
 80
 81
 82
 83
 84
 85
 86
 87
 88
 89
 90
 91
 92
 93
 94
 95
 96
 97
 98
 99
 100
 101
 102
 103
 104
 105
 106
 107
 108
 109
 110
 111
 112
 113
 114
 115
 116
 117
 118
 119
 120
 121
 122
 123
 124
 125
 126
 127
 128
 129
 130
 131
 132
 133
 134
 135
 136
 137
 138
 139
 140
 141
 142
 143
 144
 145
 146
 147
 148
 149
 150
 151
 152
 153
 154
 155
 156
 157
 158
 159
 160
 161
 162
 163
 164
 165
 166
 167
 168
 169
 170
 171
 172
 173
 174
 175
 176
 177
 178
 179
 180
 181
 182
 183
 184
 185
 186
 187
 188
 189
 190
 191
 192
 193
 194
 195
 196
 197
 198
 199
 200
 201
 202
 203
 204
 205
 206
 207
 208
 209
 210
 211
 212
 213
 214
 215
 216
 217
 218
 219
 220
 221
 222
 223
 224
 225
 226
 227
 228
 229
 230
 231
 232
 233
 234
 235
 236
 237
 238
 239
 240
 241
 242
 243
 244
 245
 246
 247
 248
 249
 250
 251
 252
 253
 254
 255
 256
 257
 258
 259
 260
 261
 262
 263
 264
 265
 266
 267
 268
 269
 270
 271
 272
 273
 274
 275
 276
 277
 278
 279
 280
 281
 282
 283
 284
 285
 286
 287
 288
 289
 290
 291
 292
 293
 294
 295
 296
 297
 298
 299
 300
 301
 302
 303
 304
 305
 306
 307
 308
 309
 310
 311
 312
 313
 314
 315
 316
 317
 318
 319
 320
 321
 322
 323
 324
 325
 326
 327
 328
 329
 330
 331
 332
 333
 334
 335
 336
 337
 338
 339
 340
 341
 342
 343
 344
 345
 346
 347
 348
 349
 350
 351
 352
 353
 354
 355
 356
 357
 358
 359
 360
 361
 362
 363
 364
 365
 366
 367
 368
 369
 370
 371
 372
 373
 374
 375
 376
 377
 378
 379
 380
 381
 382
 383
 384
 385
 386
 387
 388
 389
 390
 391
 392
 393
 394
 395
 396
 397
 398
 399
 400
 401
 402
 403
 404
 405
 406
 407
 408
 409
 410
 411
 412
 413
 414
 415
 416
 417
 418
 419
 420
 421
 422
 423
 424
 425
 426
 427
 428
 429
 430
 431
 432
 433
 434
 435
 436
 437
 438
 439
 440
 441
 442
 443
 444
 445
 446
 447
 448
 449
 450
 451
 452
 453
 454
 455
 456
 457
 458
 459
 460
 461
 462
 463
 464
 465
 466
 467
 468
 469
 470
 471
 472
 473
 474
 475
 476
 477
 478
 479
 480
 481
 482
 483
 484
 485
 486
 487
 488
 489
 490
 491
 492
 493
 494
 495
 496
 497
 498
 499
 500
 501
 502
 503
 504
 505
 506
 507
 508
 509
 510
 511
 512
 513
 514
 515
 516
 517
 518
 519
 520
 521
 522
 523
 524
 525
 526
 527
 528
 529
 530
 531
 532
 533
 534
 535
 536
 537
 538
 539
 540
 541
 542
 543
 544
 545
 546
 547
 548
 549
 550
 551
 552
 553
 554
 555
 556
 557
 558
 559
 560
 561
 562
 563
 564
 565
 566
 567
 568
 569
 570
 571
 572
 573
 574
 575
 576
 577
 578
 579
 580
 581
 582
 583
 584
 585
 586
 587
 588
 589
 590
 591
 592
 593
 594
 595
 596
 597
 598
 599
 600
 601
 602
 603
 604
 605
 606
 607
 608
 609
 610
 611
 612
 613
 614
 615
 616
 617
 618
 619
 620
 621
 622
 623
 624
 625
 626
 627
 628
 629
 630
 631
 632
 633
 634
 635
 636
 637
 638
 639
 640
 641
 642
 643
 644
 645
 646
 647
 648
 649
 650
 651
 652
 653
 654
 655
 656
 657
 658
 659
 660
 661
 662
 663
 664
 665
 666
 667
 668
 669
 670
 671
 672
 673
 674
 675
 676
 677
 678
 679
 680
 681
 682
 683
 684
 685
 686
 687
 688
 689
 690
 691
 692
 693
 694
 695
 696
 697
 698
 699
 700
 701
 702
 703
 704
 705
 706
 707
 708
 709
 710
 711
 712
 713
 714
 715
 716
 717
 718
 719
 720
 721
 722
 723
 724
 725
 726
 727
 728
 729
 730
 731
 732
 733
 734
 735
 736
 737
 738
 739
 740
 741
 742
 743
 744
 745
 746
 747
 748
 749
 750
 751
 752
 753
 754
 755
 756
 757
 758
 759
 760
 761
 762
 763
 764
 765
 766
 767
 768
 769
 770
 771
 772
 773
 774
 775
 776
 777
 778
 779
 780
 781
 782
 783
 784
 785
 786
 787
 788
 789
 790
 791
 792
 793
 794
 795
 796
 797
 798
 799
 800
 801
 802
 803
 804
 805
 806
 807
 808
 809
 810
 811
 812
 813
 814
 815
 816
 817
 818
 819
 820
 821
 822
 823
 824
 825
 826
 827
 828
 829
 830
 831
 832
 833
 834
 835
 836
 837
 838
 839
 840
 841
 842
 843
 844
 845
 846
 847
 848
 849
 850
 851
 852
 853
 854
 855
 856
 857
 858
 859
 860
 861
 862
 863
 864
 865
 866
 867
 868
 869
 870
 871
 872
 873
 874
 875
 876
 877
 878
 879
 880
 881
 882
 883
 884
 885
 886
 887
 888
 889
 890
 891
 892
 893
 894
 895
 896
 897
 898
 899
 900
 901
 902
 903
 904
 905
 906
 907
 908
 909
 910
 911
 912
 913
 914
 915
 916
 917
 918
 919
 920
 921
 922
 923
 924
 925
 926
 927
 928
 929
 930
 931
 932
 933
 934
 935
 936
 937
 938
 939
 940
 941
 942
 943
 944
 945
 946
 947
 948
 949
 950
 951
 952
 953
 954
 955
 956
 957
 958
 959
 960
 961
 962
 963
 964
 965
 966
 967
 968
 969
 970
 971
 972
 973
 974
 975
 976
 977
 978
 979
 980
 981
 982
 983
 984
 985
 986
 987
 988
 989
 990
 991
 992
 993
 994
 995
 996
 997
 998
 999
 1000
 1001
 1002
 1003
 1004
 1005
 1006
 1007
 1008
 1009
 1010
 1011
 1012
 1013
 1014
 1015
 1016
 1017
 1018
 1019
 1020
 1021
 1022
 1023
 1024
 1025
 1026
 1027
 1028
 1029
 1030
 1031
 1032
 1033
 1034
 1035
 1036
 1037
 1038
 1039
 1040
 1041
 1042
 1043
 1044
 1045
 1046
 1047
 1048
 1049
 1050
 1051
 1052
 1053
 1054
 1055
 1056
 1057
 1058
 1059
 1060
 1061
 1062
 1063
 1064
 1065
 1066
 1067
 1068
 1069
 1070
 1071
 1072
 1073
 1074
 1075
 1076
 1077
 1078
 1079
 1080
 1081
 1082
 1083
 1084
 1085
 1086
 1087
 1088
 1089
 1090
 1091
 1092
 1093
 1094
 1095
 1096
 1097
 1098
 1099
 1100
 1101
 1102
 1103
 1104
 1105
 1106
 1107
 1108
 1109
 1110
 1111
 1112
 1113
 1114
 1115
 1116
 1117
 1118
 1119
 1120
 1121
 1122
 1123
 1124
 1125
 1126
 1127
 1128
 1129
 1130
 1131
 1132
 1133
 1134
 1135
 1136
 1137
 1138
 1139
 1140
 1141
 1142
 1143
 1144
 1145
 1146
 1147
 1148
 1149
 1150
 1151
 1152
 1153
 1154
 1155
 1156
 1157
 1158
 1159
 1160
 1161
 1162
 1163
 1164
 1165
 1166
 1167
 1168
 1169
 1170
 1171
 1172
 1173
 1174
 1175
 1176
 1177
 1178
 1179
 1180
 1181
 1182
 1183
 1184
 1185
 1186
 1187
 1188
 1189
 1190
 1191
 1192
 1193
 1194
 1195
 1196
 1197
 1198
 1199
 1200
 1201
 1202
 1203
 1204
 1205
 1206
 1207
 1208
 1209
 1210
 1211
 1212
 1213
 1214
 1215
 1216
 1217
 1218
 1219
 1220
 1221
 1222
 1223
 1224
 1225
 1226
 1227
 1228
 1229
 1230
 1231
 1232
 1233
 1234
 1235
 1236
 1237
 1238
 1239
 1240
 1241
 1242
 1243
 1244
 1245
 1246
 1247
 1248
 1249
 1250
 1251
 1252
 1253
 1254
 1255
 1256
 1257
 1258
 1259
 1260
 1261
 1262
 1263
 1264
 1265
 1266
 1267
 1268
 1269
 1270
 1271
 1272
 1273
 1274
 1275
 1276
 1277
 1278
 1279
 1280
 1281
 1282
 1283
 1284
 1285
 1286
 1287
 1288
 1289
 1290
 1291
 1292
 1293
 1294
 1295
 1296
 1297
 1298
 1299
 1300
 1301
 1302
 1303
 1304
 1305
 1306
 1307
 1308
 1309
 1310
 1311
 1312
 1313
 1314
 1315
 1316
 1317
 1318
 1319
 1320
 1321
 1322
 1323
 1324
 1325
 1326
 1327
 1328
 1329
 1330
 1331
 1332
 1333
 1334
 1335
 1336
 1337
 1338
 1339
 1340
 1341
 1342
 1343
 1344
 1345
 1346
 1347
 1348
 1349
 1350
 1351
 1352
 1353
 1354
 1355
 1356
 1357
 1358
 1359
 1360
 1361
 1362
 1363
 1364
 1365
 1366
 1367
 1368
 1369
 1370
 1371
 1372
 1373
 1374
 1375
 1376
 1377
 1378
 1379
 1380
 1381
 1382
 1383
 1384
 1385
 1386
 1387
 1388
 1389
 1390
 1391
 1392
 1393
 1394
 1395
 1396
 1397
 1398
 1399
 1400
 1401
 1402
 1403
 1404
 1405
 1406
 1407
 1408
 1409
 1410
 1411
 1412
 1413
 1414
 1415
 1416
 1417
 1418
 1419
 1420
 1421
 1422
 1423
 1424
 1425
 1426
 1427
 1428
 1429
 1430
 1431
 1432
 1433
 1434
 1435
 1436
 1437
 1438
 1439
 1440
 1441
 1442
 1443
 1444
 1445
 1446
 1447
 1448
 1449
 1450
 1451
 1452
 1453
 1454
 1455
 1456
 1457
 1458
 1459
 1460
 1461
 1462
 1463
 1464
 1465
 1466
 1467
 1468
 1469
 1470
 1471
 1472
 1473
 1474
 1475
 1476
 1477
 1478
 1479
 1480
 1481
 1482
 1483
 1484
 1485
 1486










— 100 —



[The page contains several paragraphs of text that have been almost entirely obscured by heavy black redaction bars. Only small fragments of characters and symbols are visible through the redaction.]

[REDACTED]

[REDACTED]

[REDACTED]

[REDACTED]

[REDACTED]

[REDACTED]

[REDACTED]

[REDACTED]

[REDACTED]

[REDACTED]

[REDACTED]

[REDACTED]

[REDACTED]

[REDACTED]

[REDACTED]

[REDACTED]

[REDACTED]

[REDACTED]

[REDACTED]

[REDACTED]

[REDACTED]

[REDACTED]

[REDACTED]

[REDACTED]

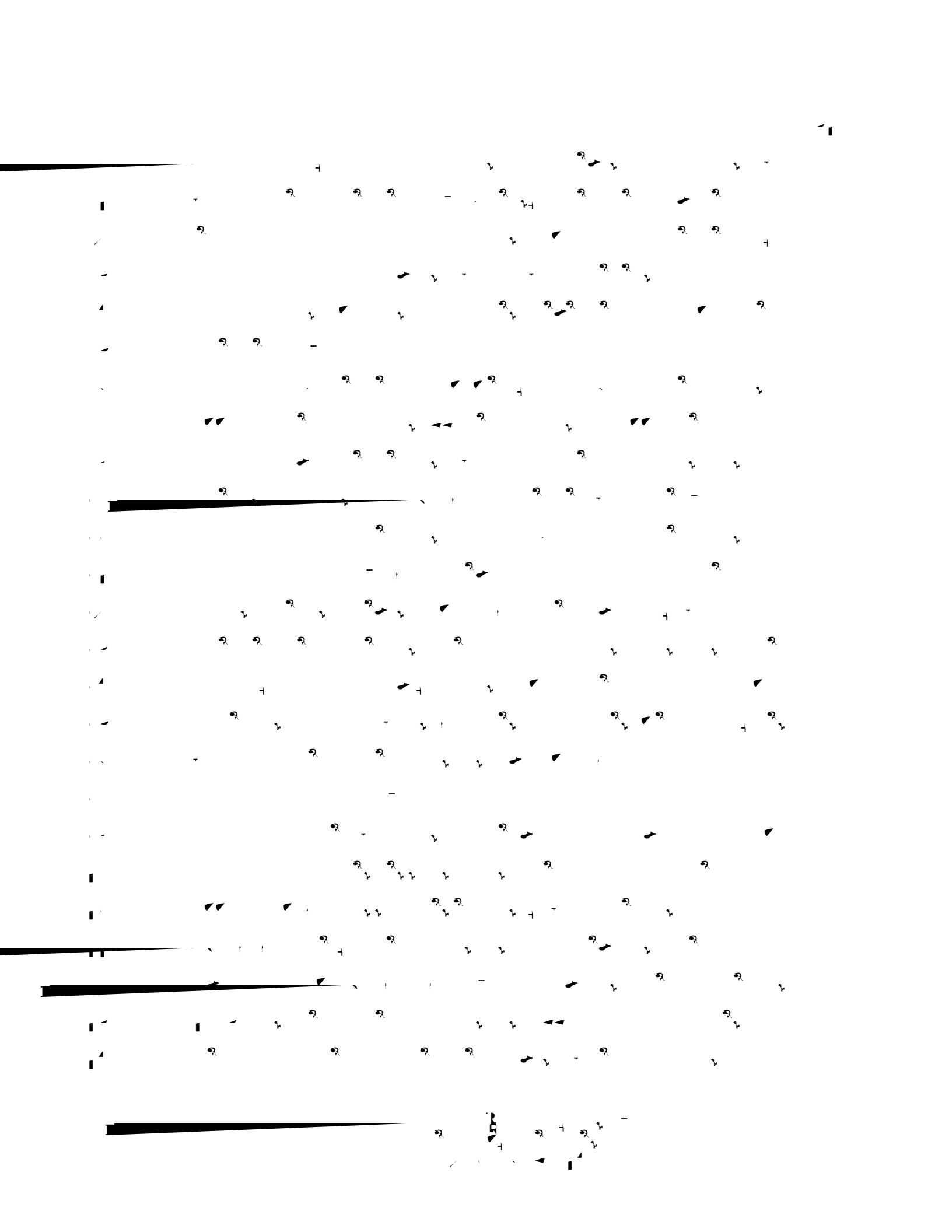
[REDACTED]


[REDACTED]

[REDACTED]

[REDACTED]

[REDACTED]








Handwritten text, possibly bleed-through from the reverse side of the page. The text is extremely faint and illegible due to low contrast and blurring. It appears to be organized into several paragraphs or sections, but the specific words and sentences cannot be discerned.



Handwritten text at the bottom center of the page, appearing to be a signature or a set of initials. The text is small and difficult to read, but it seems to consist of several characters and possibly a date or a short phrase.










Handwritten text, possibly bleed-through from the reverse side of the page. The text is mostly illegible due to the quality of the scan and the angle of the handwriting. Some faint words and symbols are visible, but they do not form a readable message.



Handwritten text at the bottom of the page, appearing to be a signature or a set of initials. The text is very faint and difficult to decipher.










2
- 3 -


Handwritten text, possibly bleed-through from the reverse side of the page. The text is mostly illegible due to the quality of the scan and the angle of the page. Some words like "T" and "U" are visible.

Handwritten text at the bottom left of the page, possibly a signature or a date.


Handwritten text at the bottom center of the page, possibly a signature or a date.
















The following table shows the results of the experiment. The data is presented in a table with columns for 'Time (min)', 'Temperature (°C)', and 'Concentration (g/L)'. The table contains several rows of data points, some of which are partially obscured by the black bars. The data shows a general trend of increasing temperature and concentration over time.


Time (min)	Temperature (°C)	Concentration (g/L)
0	20	0.5
5	22	0.8
10	25	1.2
15	28	1.8
20	32	2.5
25	35	3.2
30	38	4.0
35	40	4.5
40	42	5.0
45	45	5.5
50	48	6.0
55	50	6.5
60	52	7.0
65	55	7.5
70	58	8.0
75	60	8.5
80	62	9.0
85	65	9.5
90	68	10.0
95	70	10.5
100	72	11.0























[The page contains several paragraphs of text that have been almost entirely obscured by heavy black redaction bars. Only a few small fragments of characters and symbols are visible, including the number '30' in the middle-right section.]



1. The first part of the document discusses the importance of maintaining accurate records of all transactions. It emphasizes that every entry should be supported by a valid receipt or invoice. This ensures transparency and accountability in the financial reporting process.


2. The second section focuses on the classification of expenses. It details how different types of costs, such as salaries, rent, and utilities, should be categorized correctly to facilitate proper budgeting and cost control.

3. The third part addresses the timing of entries. It explains the significance of recording transactions in the correct accounting period to avoid distortions in the financial statements.

4. The final section covers the reconciliation process. It provides a step-by-step guide on how to compare the company's internal records with bank statements to identify and resolve any discrepancies.



5. The document concludes by highlighting the overall goal of accurate financial management: to provide a clear and reliable picture of the company's financial health to stakeholders.



[REDACTED]

[REDACTED]

[REDACTED]

[REDACTED]

[REDACTED]

[REDACTED]

[REDACTED]

[REDACTED]

[REDACTED]

[REDACTED]

[REDACTED]

[REDACTED]

[REDACTED]

[REDACTED]

[REDACTED]

[REDACTED]

[REDACTED]

[REDACTED]

[REDACTED]

[REDACTED]

[REDACTED]

[REDACTED]

[REDACTED]

[REDACTED]

[REDACTED]


[REDACTED]

[REDACTED]

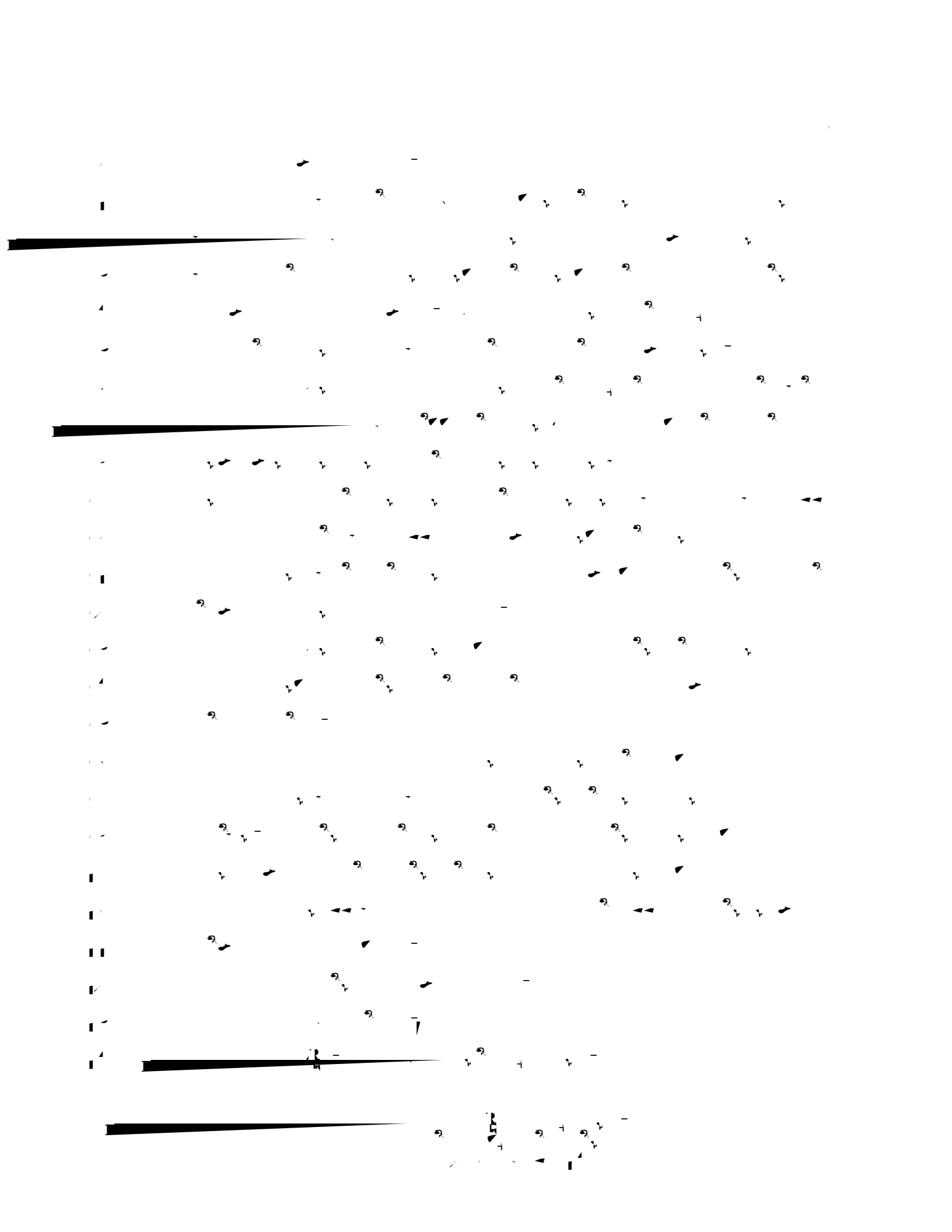
[REDACTED]


[REDACTED]


[REDACTED]































Handwritten text, possibly bleed-through from the reverse side of the page. The text is mostly illegible due to the quality of the scan and the angle of the handwriting. Some words like "T" and "S" are visible.

Handwritten text at the bottom of the page, likely bleed-through from the reverse side. It appears to contain a signature or a name, possibly "S. S. S.", followed by some illegible characters.












Handwritten text, likely bleed-through from the reverse side of the page. The text is extremely faint and illegible due to the high contrast of the scan. It appears to be organized into several columns or paragraphs, but the specific words and sentences cannot be discerned.




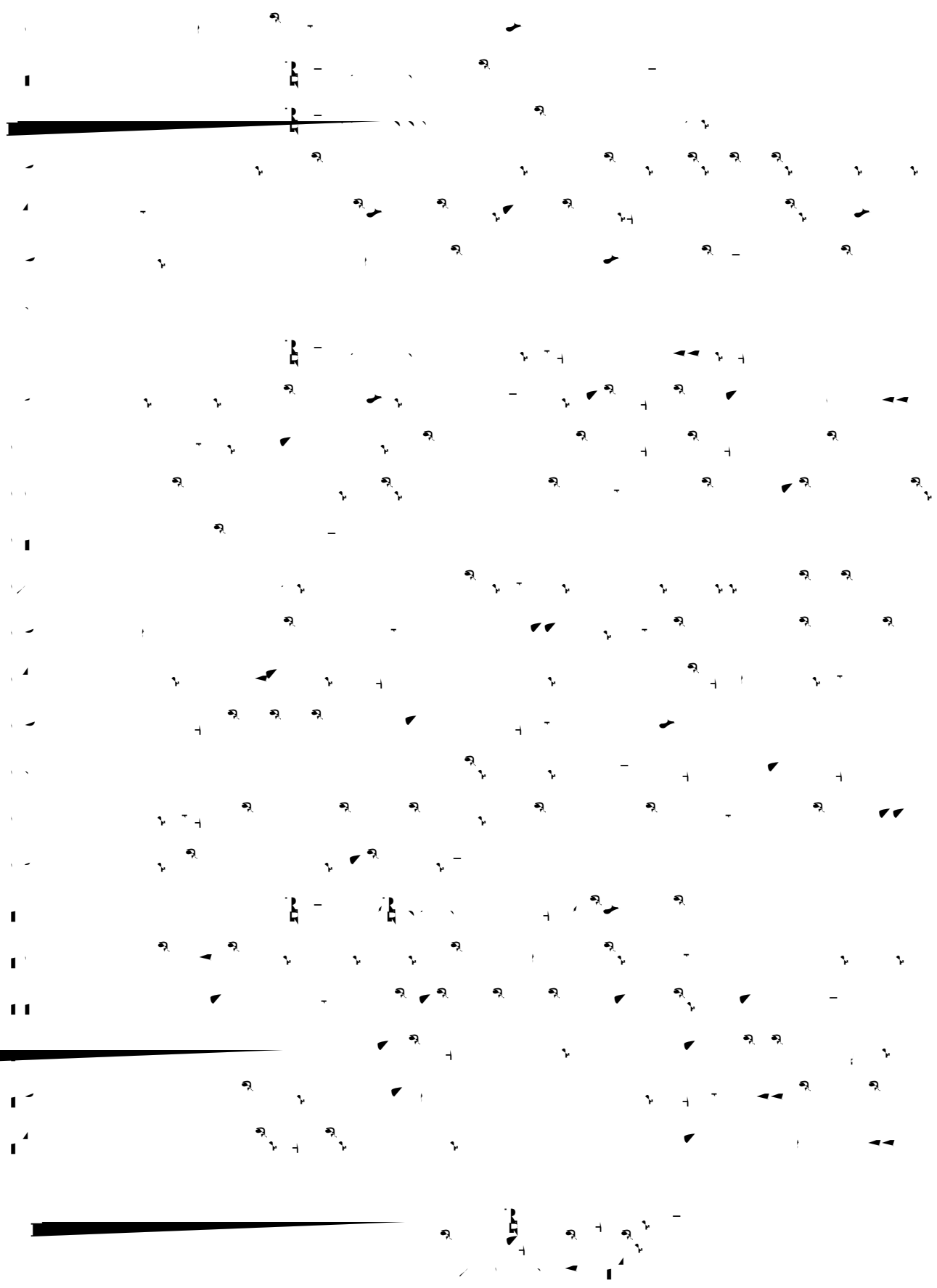
Handwritten text at the bottom of the page, possibly a signature or a date. The text is very faint and difficult to read, but it appears to be a few lines of cursive or semi-cursive handwriting.




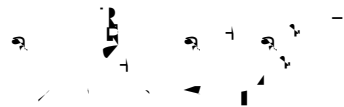
















Handwritten text, possibly bleed-through from the reverse side of the page. The text is mostly illegible due to the quality of the scan and the angle of the handwriting.

Handwritten text at the bottom of the page, including a large horizontal stroke and some illegible characters.



1
2
3
4
5
6
7
8
9
10
11
12
13
14
15
16
17
18
19
20
21
22
23
24
25
26
27
28
29
30
31
32
33
34
35
36
37
38
39
40
41
42
43
44
45
46
47
48
49
50
51
52
53
54
55
56
57
58
59
60
61
62
63
64
65
66
67
68
69
70
71
72
73
74
75
76
77
78
79
80
81
82
83
84
85
86
87
88
89
90
91
92
93
94
95
96
97
98
99
100







1. The first part of the document discusses the importance of maintaining accurate records of all transactions. It emphasizes that every entry should be supported by a valid receipt or invoice to ensure transparency and accountability.


2. In the second section, the author outlines the various methods used to collect and analyze data. This includes both qualitative and quantitative approaches, with a focus on identifying trends and patterns over time.

3. The third section details the challenges faced during the data collection process. These include issues such as incomplete data, inconsistent reporting, and the need for standardized procedures to ensure the reliability of the information.

4. The fourth section provides a detailed analysis of the results obtained from the data collection. It highlights key findings and discusses their implications for the overall project goals.

5. Finally, the document concludes with a series of recommendations for future work. These include the need for improved data management systems, regular communication with stakeholders, and the implementation of best practices to enhance the quality of the data.

6. The final part of the document summarizes the key takeaways and provides a clear path forward for the project. It reiterates the importance of ongoing monitoring and evaluation to ensure that the project remains on track and achieves its intended objectives.



The first part of the document discusses the importance of maintaining accurate records. It emphasizes that every transaction, no matter how small, should be properly documented. This includes recording the date, the amount, and the purpose of each entry.


In the second section, the author provides a detailed breakdown of the monthly expenses. This includes a list of all items purchased, along with their respective costs. The total for each category is calculated, and the overall monthly total is provided.

The third section focuses on the analysis of the data. It compares the current month's spending to the previous month and to the budget. The author identifies areas where spending was higher than expected and discusses potential reasons for these variances.

Finally, the document concludes with a summary of the findings and offers some recommendations for future budgeting. The author suggests that regular reviews of the records can help in making more informed financial decisions and staying on track with the budget.



The bottom of the page contains some faint, partially legible text and symbols, possibly a signature or a date.



Handwritten text, possibly bleed-through from the reverse side of the page. The text is extremely faint and illegible due to the quality of the scan. It appears to be organized into several paragraphs, with some lines starting with capital letters. There are also some small, dark marks scattered throughout the page, which could be ink splatters or artifacts from the scanning process.

The first part of the document discusses the importance of maintaining accurate records. It emphasizes that every detail matters, from the date of entry to the specific observations made. This section also covers the need for consistency in reporting and the role of supervisors in ensuring that all team members are following the same protocols.


In the second section, the focus shifts to data analysis. It describes how the collected information is processed and how trends are identified. This part includes a detailed explanation of the statistical methods used to interpret the data, as well as a discussion on the potential sources of error and how they are minimized.

The third section provides a comprehensive overview of the project's progress. It compares the current status against the initial goals and outlines the remaining tasks. This section also includes a timeline of key milestones and a list of resources that have been utilized throughout the project.


Finally, the document concludes with a summary of the findings and a set of recommendations for future work. It highlights the most significant results and offers practical advice on how to improve the efficiency and accuracy of the data collection process in subsequent phases.




The following table summarizes the key data points from the study. It shows a clear upward trend in the number of observations recorded over the course of the project, indicating that the data collection process is becoming more effective.










The first part of the document discusses the importance of maintaining accurate records of all transactions. It emphasizes that every entry, no matter how small, should be recorded to ensure the integrity of the financial statements. This includes not only sales and purchases but also expenses and income.

In the second section, the author details the various methods used to collect and analyze data. This involves a combination of direct observation, interviews, and the use of specialized software tools. The goal is to gather comprehensive information that can be used to identify trends and make informed decisions.

The third section focuses on the challenges faced during the data collection process. One major challenge is ensuring the accuracy and reliability of the data. This requires careful attention to detail and a thorough understanding of the underlying processes. Another challenge is the volume of data generated, which can be overwhelming and difficult to manage.

Finally, the document concludes with a discussion on the future of data analysis. As technology continues to advance, there are many opportunities to improve the way we collect and analyze data. This includes the use of artificial intelligence and machine learning to automate complex tasks and uncover hidden insights in the data.



Handwritten notes and symbols scattered across the top half of the page, including various characters and symbols.

Vertical text or symbols along the left margin, possibly a list or index.

Horizontal line of symbols or characters in the middle of the page.

Horizontal line of symbols or characters near the bottom left corner.

Handwritten notes and symbols at the bottom right of the page.

[Redacted]

[Redacted]

[Redacted]

[Redacted]

[Redacted]


[Redacted]

[Redacted]

[Redacted]

[Redacted]

2 4 6



The first part of the document discusses the importance of maintaining accurate records. It emphasizes that proper record-keeping is essential for ensuring the integrity and reliability of the data collected. This section also outlines the various methods used to collect and analyze the data, highlighting the challenges faced during the process.

In the second part, the focus shifts to the results of the study. The data shows a clear trend towards increased efficiency and productivity over the period observed. These findings are supported by statistical analysis and are consistent with the theoretical framework proposed at the beginning of the document.

The final section discusses the implications of the study and offers recommendations for future research. It suggests that further exploration of the factors influencing the observed trends would be beneficial. Additionally, it provides practical advice for organizations looking to implement similar strategies to improve their operations.



The first part of the document discusses the importance of maintaining accurate records of all transactions. It emphasizes that every entry should be supported by a valid receipt or invoice. This ensures transparency and allows for easy verification of the data.

In the second section, the author details the various methods used to collect and analyze the data. This includes both manual and automated processes. The goal is to ensure that the information is both reliable and up-to-date.

The third section focuses on the challenges faced during the data collection process. These include issues with data quality, incomplete records, and the time required to gather sufficient information. The author provides several strategies to overcome these obstacles.

Finally, the document concludes with a summary of the findings and a list of recommendations for future research. It suggests that further studies should explore more advanced data analysis techniques to improve the accuracy and efficiency of the process.

[Redacted]


The following table provides a detailed breakdown of the data collected over the course of the study. It includes information on the number of transactions, the total amount, and the average value per transaction.

The first part of the document discusses the importance of maintaining accurate records of all transactions. It emphasizes that every entry should be supported by a valid receipt or invoice. This ensures transparency and allows for easy verification of the data.

In the second section, the author outlines the various methods used to collect and analyze the data. This includes both primary and secondary research techniques. The primary research involved direct observation and interviews with key stakeholders, while secondary research focused on reviewing existing literature and reports.

The third section details the findings of the study. It highlights several key trends and patterns observed in the data. For example, there was a significant increase in the use of digital services over the period studied. Additionally, the study found that customer satisfaction levels were generally high, but there were some areas where improvement was needed.

Finally, the document concludes with a series of recommendations for future research and practice. It suggests that further studies should explore the long-term impact of these trends and investigate ways to enhance the user experience. The author also provides practical advice for organizations based on the study's findings.



The first part of the document discusses the importance of maintaining accurate records of all transactions. It emphasizes that every entry, no matter how small, should be recorded to ensure the integrity of the financial statements. This includes not only sales and purchases but also expenses and income.

In the second section, the author details the various methods used to collect and analyze data. This involves a combination of direct observation, interviews, and the use of specialized software tools. The goal is to gather comprehensive information that can be used to identify trends and make informed decisions.


The third section focuses on the challenges faced during the data collection process. One major challenge is ensuring the accuracy and reliability of the data. This requires careful attention to detail and a thorough understanding of the underlying processes. Another challenge is the time and resources required to complete the data collection and analysis.

Finally, the document concludes with a summary of the key findings and recommendations. It highlights the importance of ongoing monitoring and evaluation to ensure that the data collection process remains effective and efficient. The author also provides suggestions for future research and improvements to the current methodology.



The following table provides a summary of the data collected during the study. It includes information on the number of transactions, the total amount, and the average value per transaction.

Category	Number of Transactions	Total Amount	Average Value
Sales	120	\$12,000	\$100
Purchases	80	\$8,000	\$100
Expenses	50	\$5,000	\$100
Income	30	\$3,000	\$100



The first part of the document discusses the importance of maintaining accurate records of all transactions. It emphasizes that every entry should be supported by a valid receipt or invoice. This ensures transparency and allows for easy verification of the data.


In the second section, the author details the various methods used to collect and analyze the data. This includes both primary and secondary research techniques. The primary research involved direct observation and interviews with key stakeholders, while secondary research focused on reviewing existing literature and reports.

The third section presents the findings of the study. It highlights several key trends and patterns that emerged from the data. These findings are supported by statistical analysis and are presented in a clear and concise manner. The author also discusses the implications of these findings for the industry and for future research.

Finally, the document concludes with a summary of the main points and a list of references. The author expresses their appreciation for the support and assistance provided by the research team and the funding organization.




The following table provides a detailed breakdown of the data presented in the study. It includes the names of the participants, their roles, and the specific data points collected from each.



[The page contains several paragraphs of text that have been almost entirely obscured by heavy black redaction bars. Only a few small, illegible fragments of text are visible.]





1. The first part of the document discusses the importance of maintaining accurate records of all transactions. This is essential for ensuring the integrity of the financial statements and for providing a clear audit trail. The records should be kept in a secure and accessible location, and should be updated regularly to reflect any changes in the data.

2. The second part of the document focuses on the role of the internal control system in preventing and detecting errors and fraud. A well-designed internal control system can help to ensure that all transactions are properly authorized and recorded, and that assets are protected from loss or misuse. Regular monitoring and evaluation of the internal control system is necessary to ensure its effectiveness.

3. The third part of the document discusses the importance of transparency and disclosure in financial reporting. Companies should provide clear and concise information about their financial performance and position, and should disclose any significant risks or uncertainties that may affect their ability to continue as a going concern. This information is essential for investors and other stakeholders to make informed decisions.

4. The fourth part of the document focuses on the role of the external auditor in providing an independent and objective opinion on the financial statements. The auditor should follow a systematic and rigorous process to assess the risk of material misstatement, and should communicate the results of their audit to the board of directors and other relevant parties. The auditor's report is a key component of the financial reporting process.

5. The fifth part of the document discusses the importance of ethical behavior in financial reporting. Companies should adhere to high standards of ethical conduct, and should not engage in any practices that could be considered misleading or deceptive. Ethical behavior is essential for maintaining the trust and confidence of investors and other stakeholders.


6. The sixth part of the document focuses on the role of the board of directors in overseeing the financial reporting process. The board should ensure that the company's financial reporting is accurate and reliable, and should take appropriate action to address any deficiencies or weaknesses identified during the audit process. The board is ultimately responsible for the financial statements of the company.

7. The seventh part of the document discusses the importance of continuous improvement in financial reporting. Companies should regularly review and evaluate their financial reporting processes, and should make changes as needed to improve the quality and reliability of their financial statements. This is essential for ensuring that the company remains competitive and successful in the long term.

8. The eighth part of the document focuses on the role of the external auditor in providing an independent and objective opinion on the financial statements. The auditor should follow a systematic and rigorous process to assess the risk of material misstatement, and should communicate the results of their audit to the board of directors and other relevant parties. The auditor's report is a key component of the financial reporting process.

9. The ninth part of the document discusses the importance of ethical behavior in financial reporting. Companies should adhere to high standards of ethical conduct, and should not engage in any practices that could be considered misleading or deceptive. Ethical behavior is essential for maintaining the trust and confidence of investors and other stakeholders.





The first part of the document discusses the importance of maintaining accurate records of all transactions. It emphasizes that every entry should be supported by a valid receipt or invoice. This ensures transparency and allows for easy verification of the data.

In the second section, the author outlines the various methods used to collect and analyze the data. This includes both primary and secondary data collection techniques. The primary data was gathered through direct observation and interviews with key stakeholders.

The third section details the results of the data analysis. It shows a clear trend of increasing activity over the period studied. The data indicates that the majority of transactions occur during the middle of the day, which is consistent with the operational hours of the organization.

Finally, the document concludes with a series of recommendations based on the findings. It suggests that the current data collection process be reviewed and updated to include more automated tracking methods. This will help in identifying inefficiencies and optimizing the overall workflow.

The first part of the document discusses the importance of maintaining accurate records of all transactions. It emphasizes that every entry should be supported by a valid receipt or invoice. This ensures transparency and allows for easy auditing of the accounts.


In addition, it is noted that regular reconciliation of bank statements with the company's ledger is essential. This process helps to identify any discrepancies early on and prevents them from becoming more significant over time.

Furthermore, the document highlights the need for clear communication between all parties involved in the financial process. This includes providing timely updates to stakeholders and ensuring that all team members understand their roles and responsibilities.

Finally, it is stressed that maintaining up-to-date financial records is not only a legal requirement but also a key factor in the overall success of the business. Accurate data allows for better decision-making and helps to build a strong financial foundation for the future.

[Redacted signature area]

[Redacted signature area]



Fragmented text consisting of various symbols, characters, and small graphical elements scattered across the page. The text is largely illegible due to its fragmented nature and low resolution. Some recognizable characters include 'T', 'S', 'H', and 'I'.



Fragmented text at the bottom center of the page, including characters like 'T', 'S', and 'H'.

The first part of the document discusses the importance of maintaining accurate records of all transactions. It emphasizes that every entry should be supported by a valid receipt or invoice. This ensures transparency and allows for easy verification of the data.

In addition, it is crucial to review the records regularly to identify any discrepancies or errors. This proactive approach helps in catching mistakes early and prevents them from escalating into larger issues.

Furthermore, the document highlights the need for secure storage of these records. Whether digital or physical, the information must be protected from unauthorized access and loss.



Finally, it is recommended to use standardized formats for all entries to facilitate consistency and ease of analysis.

[Redacted text]

The second part of the document provides a detailed overview of the current market conditions. It notes that the economy is showing signs of recovery, with increased consumer spending and stable employment levels.

However, there are still challenges ahead, particularly in the manufacturing sector. Companies are advised to diversify their product lines and invest in research and development to stay competitive.

Overall, the outlook is positive, but vigilance is required to navigate the uncertainties of the global market.




1. The first part of the document discusses the importance of maintaining accurate records of all transactions. It emphasizes that every entry should be supported by a valid receipt or invoice. This ensures transparency and allows for easy auditing of the accounts.


2. The second section covers the process of reconciling bank statements with the company's ledger. It provides a step-by-step guide on how to identify discrepancies and investigate their causes. Regular reconciliation is crucial for detecting errors and preventing fraud.

3. The third part of the document addresses the issue of budgeting and cost control. It explains how to set realistic budgets for different departments and track actual spending against these budgets. This helps in identifying areas where costs are exceeding expectations and taking corrective actions.

4. The final section discusses the importance of timely payment of bills and invoices. It outlines the consequences of late payments, such as damaged relationships with suppliers and potential penalties. It also provides tips on how to manage cash flow effectively to ensure that all obligations are met on time.








Handwritten text, possibly bleed-through from the reverse side of the page. The text is mostly illegible due to the quality of the scan and the orientation of the page. Some faint characters and symbols are visible, but they do not form recognizable words or sentences.



Handwritten text at the bottom of the page, possibly a signature or a date. The text is very faint and difficult to decipher, but appears to contain several characters and possibly a date.


Handwritten text, possibly bleed-through from the reverse side of the page. The text is mostly illegible due to the quality of the scan and the angle of the handwriting.

Handwritten text at the bottom of the page, including a long horizontal line and some illegible characters.



Handwritten text, possibly bleed-through from the reverse side of the page. The text is mostly illegible due to the quality of the scan and the angle of the handwriting.

Handwritten text at the bottom of the page, including a long horizontal line and some illegible characters.




1. **Introduction**


2. **Methodology**

3. **Results**

4. **Discussion**

5. **Conclusion**







1. The first part of the document discusses the importance of maintaining accurate records of all transactions. It emphasizes that every entry should be supported by a valid receipt or invoice. This ensures transparency and allows for easy auditing of the accounts.

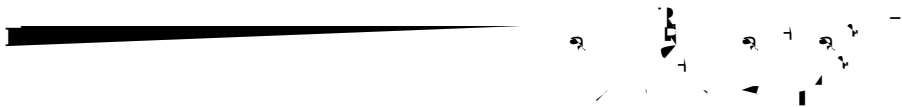

2. In the second section, the author outlines the various methods used to collect and analyze data. This includes both primary and secondary research techniques. The goal is to gather comprehensive information that can be used to identify trends and make informed decisions.


3. The third part of the report focuses on the results of the data analysis. It presents a series of charts and graphs that illustrate the key findings. These visual aids help to convey complex information in a clear and concise manner, making it easier for stakeholders to understand the implications of the data.


4. Finally, the document concludes with a series of recommendations based on the findings. These suggestions are designed to address the identified issues and improve the overall performance of the organization. It is hoped that these measures will lead to increased efficiency and profitability in the future.

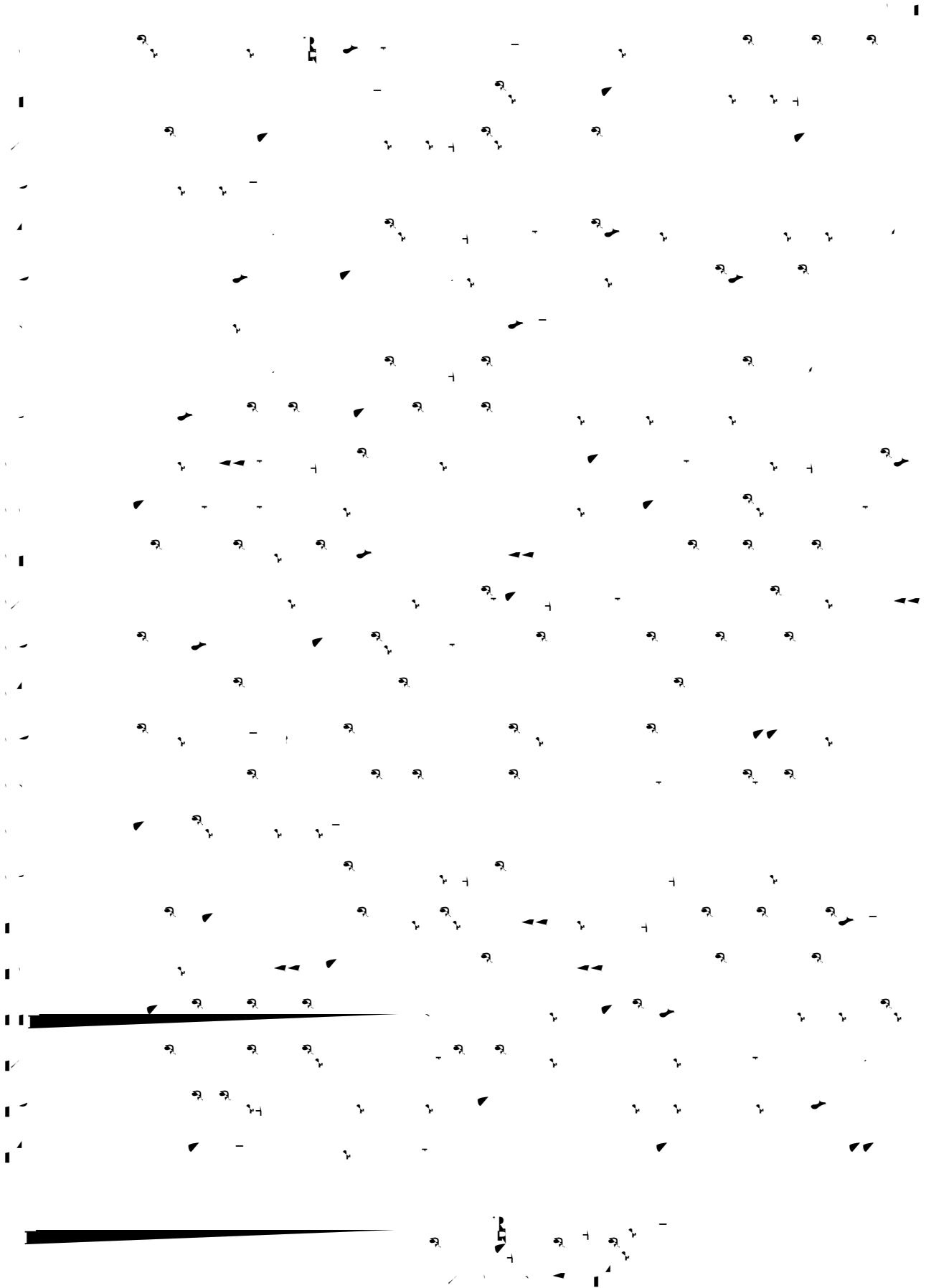













2 1 1


Handwritten text, possibly bleed-through from the reverse side of the page. The text is mostly illegible due to the high contrast and noise of the scan. Some faint words like "T" and "T" are visible.


Handwritten text at the bottom of the page, also mostly illegible. Some faint words like "T" and "T" are visible.




Handwritten text, possibly bleed-through from the reverse side of the page. The text is mostly illegible due to the quality of the scan and the orientation of the page. Some faint characters and symbols are visible, including what appears to be a large number '1' and some punctuation marks.

Handwritten text at the bottom of the page, including a large, bold, blacked-out rectangular area on the left side. To the right of this area, there are some faint, illegible handwritten characters and symbols.












Handwritten text, possibly bleed-through from the reverse side of the page. The text is mostly illegible due to the high contrast and noise of the scan. Some faint characters and symbols are visible, including what appears to be a double equals sign (=) and various punctuation marks.

Handwritten text at the bottom of the page, also appearing to be bleed-through. It includes a long horizontal line followed by several lines of illegible characters and symbols.



The first part of the document discusses the importance of maintaining accurate records. It emphasizes that every detail matters, from the date of entry to the specific observations made. This section also covers the need for consistency in reporting and the role of supervisors in ensuring that all team members are following the same protocols.

In the second section, the focus shifts to data analysis. It describes how the collected information is processed and how trends are identified. This part includes a detailed explanation of the statistical methods used and how they help in drawing meaningful conclusions from the data.

The third section addresses the challenges faced during the data collection process. It highlights common issues such as equipment malfunctions, human error, and environmental factors that can affect the quality of the data. Solutions and preventive measures are provided to minimize these risks.

Finally, the document concludes with a summary of the findings and a list of recommendations for future research. It suggests areas where further investigation is needed and provides practical advice for improving the efficiency and accuracy of the data collection process.


The following table provides a summary of the key data points collected over the study period. Each row represents a different category of data, and the columns show the values recorded at various intervals. This visual representation helps in quickly identifying patterns and anomalies in the data.

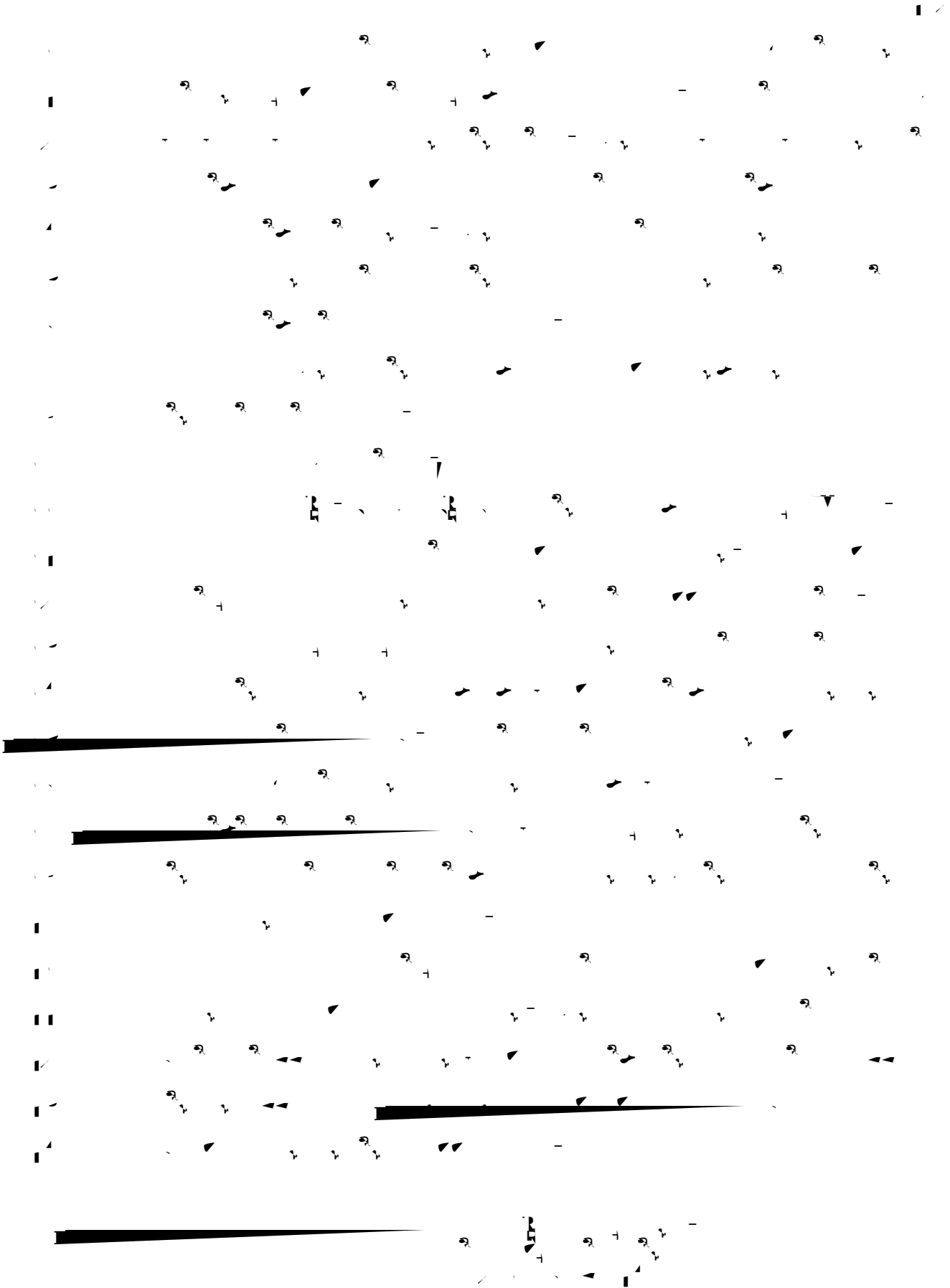
Category	Day 1	Day 2	Day 3	Day 4	Day 5
Temperature (°C)	22.5	23.1	22.8	23.5	23.0
Humidity (%)	65	68	66	69	67
Wind Speed (km/h)	12	15	13	14	12
Pressure (hPa)	1013	1012	1014	1011	1013
Cloud Cover (%)	45	50	48	52	49

The data indicates a relatively stable environment with minor fluctuations in temperature and humidity. Wind speeds are generally low, and pressure remains near the standard sea level value. Cloud cover shows a slight increase towards the end of the study period.

Based on the analysis, it is recommended that future studies should consider a longer duration to capture more seasonal variations. Additionally, using more advanced sensors could provide more precise measurements, especially in the areas of humidity and cloud cover.


The research team expresses its gratitude to the funding agency and the participants who made this study possible. We hope that the findings presented here will be useful to other researchers in the field.






Handwritten notes and symbols, including mathematical expressions and diagrams, scattered across the page.


Handwritten notes and symbols at the bottom of the page, including a large horizontal line and various markings.







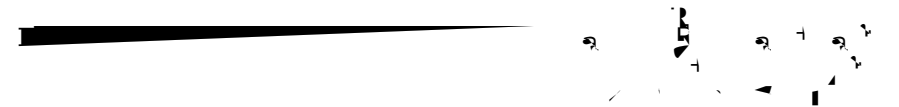

Handwritten text, possibly bleed-through from the reverse side of the page. The text is mostly illegible due to the quality of the scan and the orientation of the page. Some words are difficult to decipher but appear to be in a standard script.














Handwritten text, possibly bleed-through from the reverse side of the page. The text is mostly illegible due to the quality of the scan and the nature of the handwriting. Some words are difficult to decipher but appear to be organized into several paragraphs. There are some recognizable words like "I" and "T" scattered throughout the text.




Handwritten text at the bottom of the page, possibly a signature or a date. The text is very faint and difficult to read, but appears to contain some characters and possibly a date.

The first part of the document discusses the importance of maintaining accurate records of all transactions. It emphasizes that every entry should be supported by a valid receipt or invoice. This ensures transparency and allows for easy verification of the data.


In the second section, the author details the various methods used to collect and analyze the data. This includes both manual data entry and the use of specialized software tools. The goal is to ensure that the data is both accurate and easy to interpret.


The third section provides a comprehensive overview of the results obtained from the analysis. It highlights key trends and patterns that have emerged from the data. These findings are crucial for understanding the underlying factors that influence the outcomes.


Finally, the document concludes with a series of recommendations based on the findings. These suggestions are designed to help improve the efficiency and accuracy of the data collection process in the future.














The first part of the document discusses the importance of maintaining accurate records. It emphasizes that every transaction, no matter how small, should be properly documented. This includes recording the date, the amount, and the purpose of each entry. Consistent record-keeping is essential for identifying trends and managing cash flow effectively.

In addition to recording transactions, it is crucial to review the records regularly. This allows for the early detection of any discrepancies or errors. Regular reviews also provide a clear overview of the financial health of the business, enabling informed decision-making.

The second section of the document focuses on budgeting and financial planning. A well-defined budget serves as a roadmap for the business, outlining expected income and expenses. By comparing actual performance against the budget, businesses can identify areas where they are overspending or underspending, and take corrective action as needed.

Financial planning involves setting long-term goals and determining the resources required to achieve them. This includes forecasting future revenue and expenses, and identifying potential risks and opportunities. A comprehensive financial plan provides a clear path forward and helps ensure the business remains on track to meet its objectives.

Finally, the document highlights the importance of seeking professional advice when needed. Accountants and financial advisors can provide valuable insights and assistance in managing the business's finances. They can help with complex tax issues, investment decisions, and overall financial strategy, ensuring the business is optimized for success.



The bottom of the page contains some faint, partially obscured text and symbols, which appear to be bleed-through or artifacts from the reverse side of the document.



